

## UHF RFID Module Family *Performance, Efficiency, and Flexibility*

Radio Frequency Identification (RFID) is rapidly growing from a vertically-oriented technology to an integrated element of critical business processes. At ThingMagic, a Division of Trimble, we believe that RFID-enabled products and solutions will fundamentally change the way we interact with the physical world. By embedding RFID and sensing technology into everyday products, productivity can be improved and inefficiencies can be reduced across nearly every market imaginable.

Hundreds of companies - from printer and handheld manufacturers, to asset tracking, supply chain, healthcare and transportation organizations - are using ThingMagic embedded RFID modules to drive innovation and benefit from business process improvement.

Using an RFID module, as opposed to creating a reader with discrete components or a chip and reference design, provides developers with significant advantages. ThingMagic modules are designed to meet performance demands, are market proven, and have been fully tested and certified for regional use - reducing time to market and overall system costs.

---

### Mercury® 6e Series High Performance Multi-Protocol Embedded UHF RFID Modules




The 4-port M6e will meet or exceed the performance requirements of the most demanding fixed position multi-antenna reader applications, delivering the highest read rate and RF power. The M6e will transmit up to +31.5 dBm and can read more than 750 tags/seconds. This performance makes M6e the ideal RFID engine for challenging applications like race timing, portals with long cable runs, and conveyors requiring multiple antennas. The M6e has both serial and USB interfaces to support both board-to-board and board-to-host connectivity.



The 2-port Micro and Micro-LTE deliver the form factor, efficiency, RF power, and flexibility needed to embed UHF RFID in your best-in-class portable and hand held applications. The Micro reads 750 tags/second and the Micro-LTE is optimized for applications with small populations and reads 50 tags/second. The low power consumption of both modules fits battery operated applications and wider RF output range (-5 dBm to +30 dBm) is a key requirement for RFID enabled printers, tag commissioning stations, and point of sales readers. Edge connections allow the Micro and Micro-LTE to be soldered directly to a motherboard as a standard component. The on-board connectors allow the module to be mated to a motherboard.

---

### Mercury® 5e Embedded UHF RFID Modules



The 2-port M5e is designed for adding UHF RFID read/write capabilities to a wide range of products and solutions, from high-speed label printing and inlay testing, to stationary, mobile, and handheld computers. The M5e will transmit up to +30 dBm.



The single-port Compact is ideal for adding basic UHF RFID read/write capabilities to table top printers, battery-powered mobile printers, and handheld readers. The Compact will transmit up to +23 dBm and is the right choice for applications where small size, low cost, and low power consumption are essential and where the higher RF power and high tag read rate and advanced anti-jamming capabilities are not required.

---

## TECHNICAL SPECIFICATIONS

FEATURES SUMMARY	MERCURY6E SERIES		MERCURY5E SERIES	
	M6e	Micro Micro-LTE	M5e	Compact
Dimensions	69 mm L x 43 mm W x 7.5 mm H (2.7 in L by 1.7 in W by 0.3 inches H)	46 mm L x 26 mm W x 4.0 mm H (1.8 in L x 1.0 in W x 0.16 in H)	82 mm L x 54 mm W x 5 mm H (3.23 in L by 2.13 in W by 0.20 in H)	56 mm L x 36 mm W x 5 mm H (2.2 in L x 1.4 in W x 0.2 in H)
RFID Protocol Support	EPCglobal Gen 2 (ISO 18000-6C) with DRM; ISO 18000-6B and IP-X optional	EPCglobal Gen 2 (ISO 18000-6C) with DRM; ISO 18000-6B and IP-X optional	EPCglobal Gen 2 (ISO 18000-6C) with DRM	EPCglobal Gen 2 (ISO 18000-6C) with DRM
Antenna Connector	Four 50 Ohm MMCX connectors supporting four monostatic antennas	Two 50 Ohm connections (board-edge or U.FL) supporting two monostatic antennas	Two MMCX connectors supporting two monostatic antennas or one bistatic antenna	MMCX connector supporting one monostatic antenna
RF Power Output	Separate read and write levels, command adjustable from 5 dBm to 31.5 dBm (1.4W) with +/-0.5 dBm accuracy above +15 dBm <sup>1</sup>	Separate read and write levels, commanded adjustable from -5 dBm to 30 dBm in 0.5 dB steps, accurate to +/-1 dBm <sup>3</sup>	Separate read and write levels, command adjustable from 5 dBm to 30 dBm (1 W), +/-1.0 dBm accuracy <sup>1</sup>	Separate read and write levels, command adjustable from 10 dBm to 23 dBm (200mW), +/-1.0 dBm accuracy <sup>1</sup>
Regulatory	Pre-configured for the following regions: FCC (NA, SA), ETSI (EU, India), TRAI (India), KCC (Korea), ACMA (Australia), SRRC-MII (P.R.China), 'Open' (Customizable) 865-869 MHz and 902-928 MHz	Pre-configured for the following regions: FCC (NA, SA), ETSI (EU, India), TRAI (India), KCC (Korea), ACMA (Australia), SRRC-MII (P.R. China), MIC (Japan), 'Open' (Customizable) 865-868 MHz and 902-928 MHz	Pre-configured for the following regions: FCC (NA, SA), ETSI (EU, India), TRAI (India), KCC (Korea), ACMA (Australia), SRRC-MII (P.R.China), 'Open' (Customizable) 860-960 MHz	Pre-configured for the following regions: FCC (Americas), ETSI (EU), KCC (Korea), TRAI (India), ACMA (Australia), SRRC-MII (P.R.China), 'Open' (Customizable) 860-960 MHz
Physical	15-pin low-profile connector providing DC power, communication, control and GPIO signals	28 board-edge connections or Molex low profile connector (53748-0208) providing DC power, communication, control and GPIO signals	12-pin ZIF connector providing DC power, communication, control and GPIO signals	12-pin ZIF connector providing DC power, communication, control and GPIO signals
Control/Data Interfaces	UART with 3.3/5V logic levels from 9600 to 921,600 bps; USB 2.0 full speed device port (up to 12 Mbps)	UART with 3.3/5V logic levels from 9600 to 921,600 bps; USB 2.0 full speed device port (up to 12 Mbps)	UART; 3.3/5V logic levels (5 V input tolerant); 9.6 to 921.6 kbps	UART; 3.3/5V logic levels (5 V input tolerant); 9.6 to 921.6 kbps
GPIO Sensors and Indicators	Four 3.3V bidirectional ports configurable as input (sensor) ports or output (indicator) ports	Two 3.3V bidirectional ports configurable as input (sensor) ports or output (indicator) ports	Two 3.3/5V input (sensor) ports and 2 output (indicator) ports	Two 3.3/5V input (sensor) ports and 2 output (indicator) ports
API support	C#/.NET, Java, C	C#/.NET, Java, C	C#/.NET, Java, C	C#/.NET, Java, C
DC Power Required	DC Voltage: 5.0 VDC +/- 5% DC power: 6.7 W @ 31.5 dBm 4.2 W @ power levels under +17 dBm	DC Voltage: 3.5 to 5.25 V <sup>4</sup> DC power consumption @ RF level: 5.5 W @ +30 dBm 3.5 W @ +27 dBm 2.5 W @ +23 dBm 2.0 W @ 0 dBm	DC Voltage: 5.0 VDC +/- 4% DC power: 3.5 - 6.5W when transmitting (depends on RF level)	DC Voltage: 3.0 to 5.5 VDC DC Power: 2.7 W

## TECHNICAL SPECIFICATIONS

FEATURES SUMMARY	MERCURY6E SERIES		MERCURY5E SERIES	
	M6e	Micro Micro-LTE	M5e	Compact
Idle Power Consumption	0.25 W w/ 15 Power Saving Options: 0.07 W	0.25 W w/ 15 Power Saving Options: 0.07 W	1.1 W w/ 15 Power Saving Options: 0.3 W	1.43 W w/ 5 Power Saving Options: 0.35 W
Ready: Standby: Sleep:	0.05 W ---	0.05 W ---	0.08 W 0.03 W	0.10 W 0.03 W
Certification	FCC 47 CFR Ch. 1 Part 15 Industrie Canada RSS-210 ETSI EN 302 208 v1.4.1	FCC 47 CFR Ch. 1 Part 15 Industrie Canada RSS-210 ETSI EN 302 208 v1.4.1	FCC 47 CFR Ch. 1 Part 15 Industrie Canada RSS-210 ETSI EN 302 208 v1.4.1 ETSI EN 300 220	FCC 47 CFR Ch. 1 Part 15 Industrie Canada RSS-210 ETSI EN 302 208 v1.4.1 ETSI EN 300 220
Operating Temp. (case temperature)	-40C to +60C	-20C to +60C	-20C to +60C	-20C to +60C
Storage Temp.	-40C to +85C	-40C to +85C	-40C to +85C	-40C to +85C
Shock and Vibration	Designed to be installed in host devices which are required to survive 5-foot drops to concrete	Survives 1 meter drop during handling	Designed to be installed in host devices which are required to survive 5-foot drops to concrete	Designed to be installed in host devices that are required to survive 5-foot drops to concrete
Max Read Rate	Up to 750 tags/second using high-performance settings	Micro: Up to 750 tags/second using high-performance settings Micro-LTE : 50 tags/second	Up to 200 tags/second	Up to 200 tags/second
Max Tag Read Distance	Over 30 feet (9 m) with 6 dBiL antenna (36 dBm EIRP)	Over 30 feet (9 m) with 6 dBiL antenna (36 dBm EIRP)	Over 30 feet (9 m) with 6 dBiL antenna (36 dBm EIRP)	Over 13 feet (4 m) with 6 dBiL antenna (29 dBm EIRP)

<sup>1</sup>Maximum power may have to be reduced to meet regulatory limits, which specify the combined effect of the module, antenna, cable, and enclosure shielding of the integrated product. <sup>2</sup>Typical values shown. See User Guide for design limits. <sup>3</sup>Duty cycle restrictions, based on temperature, apply at power levels above +23 dBm. <sup>4</sup>Will operate below +3.5 V with reduced input line noise immunity. Specifications subject to change without notice.

## ORDERING INFORMATION

Mercury6e Series Embedded RFID Readers	SKU
M6e - Embedded (+30 dBm in North America, +31.5 dBm in Europe)	M6E
M6e-A - Embedded (+31.5 dBm in all regions, requires contract)	M6E-A
M6e-PRC - Embedded (PRC high and low bands)	M6E-PRC
Micro (M6E-M) - North America, Europe, Mainland China	M6E-M
Micro-LTE (M6E-MICRO) - North America, Europe, Mainland China	M6E-MICRO
M6e license for optional IPX and ISO 18K-6B protocols (Gen2 standard)	M6E-LIC-2F
Micro (M6E-M) license for optional IPX and ISO 18K-6B protocols (Gen2 standard)	M6E-M-LIC-2F
Micro-LTE (M6E-MICRO) license for optional IPX and ISO 18k-6B protocols (Gen2 standard)	M6E-MICRO-LIC-2F
Mercury6e Series Embedded RFID Reader Development Kits	
M6e Development Kit (North/South America, EU, IN, KR)	M6E-DEVKIT
Micro (M6E-M) - Development Kit (North/South America, EU, IN, KR, PRC)	M6E-M-DEVKIT
Micro-LTE (M6E-MICRO) - Development Kit (North/South America, EU, IN, KR, PRC)	M6E-MICRO-DEVKIT
Mercury5e Series Embedded RFID Readers	
*M5e - Embedded (North America)	M5E
*M5e-EU - Europe Embedded (Europe)	M5E-EU
*M5e-PRC - China Embedded (Mainland China)	M5E-PRC
Compact (M5E-C) - Embedded	M5E-C
Mercury5e Series Embedded RFID Reader Development Kits	
Compact (M5E-C) Development Kit (North/South America, EU, IN, KR)	M5E-C-DEVKIT

\*Developer Note: For new designs, the M5e has been replaced by the Micro which offers improved efficiency, added flexibility, and smaller form factor. Contact ThingMagic for more information.

## MAKING RFID EASY TO USE

ThingMagic is dedicated to driving the barriers to deploying RFID technology as low as possible. We design our products to be easy to use out-of-the box and to deliver predictable, reliable, and repeatable performance. Our development tools require little RFID expertise, enabling you to rapidly design, test, and deploy your RFID solutions.

### Developers Kit

Everything needed to read and write RFID tags and begin developing RFID-enabled applications:

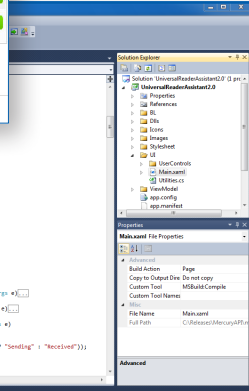
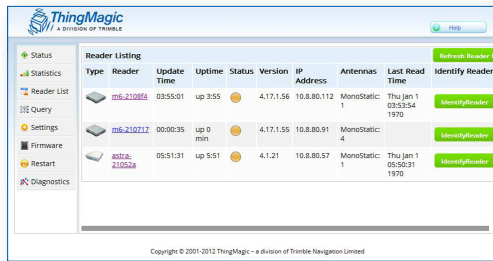
- Test chassis
- Cables
- Antenna
- Sample Tags
- Full schematics to help you design your own complementary components

### Mercury API

A common development platform, supporting an extensive variety of hardware to connect, configure, and control ThingMagic readers.

### Universal Reader Assistant

A utility for advanced demo, testing, and tuning of all ThingMagic readers. Reduces complexity for novice users while permitting low-level control for advanced developers.



For more information, visit [www.thingmagic.com](http://www.thingmagic.com)  
To purchase ThingMagic products, please email [sales@thingmagic.com](mailto:sales@thingmagic.com)  
or call 1-866-833-4069 (International callers dial +1 617-499-4090)

**ThingMagic, A Division of Trimble**  
1 Merrill Street  
Woburn, MA 01801